



WEEK #2 - HOW TO READ A SEED PACKET AND PLANT FROM SEED



“There are no gardening mistakes,
only experiments.” – Janet Kilburn Philips

WHAT DOES THIS MEAN TO YOU?



TWO MORE THINGS TO THINK ABOUT BEFORE WE START!

#1 - There are many different ways to garden! Keep trying new things and find what works best for you!

#2 - We can learn a lot about gardening from the people around us. Make sure to ask questions and share gardening ideas with friends and family. We become stronger gardeners when we share as a community.

LET'S EXPLORE SWEET PEAS

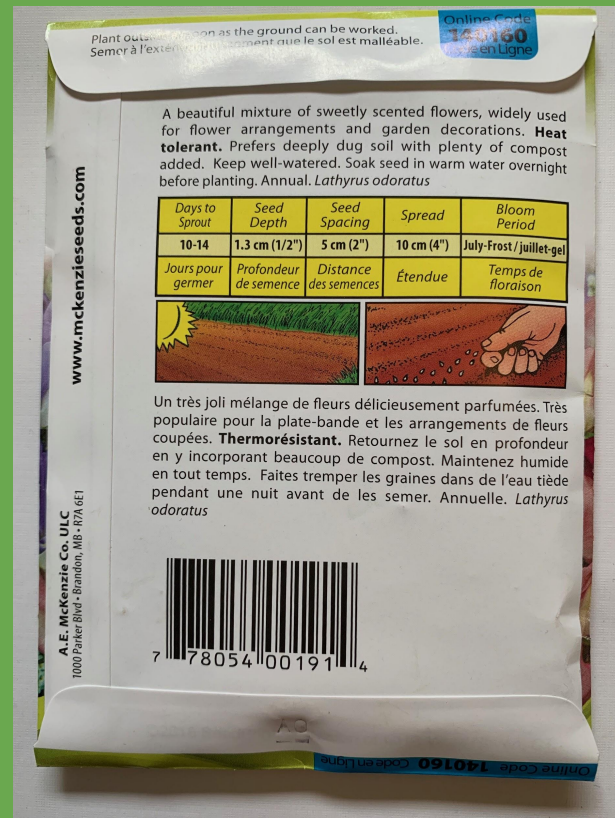
Facts about Sweet Peas

- Sweet Pea pods are poisonous
- They are grown for their flowers
- They grow in vines (need something to climb)



INFORMATION ON THE SEED PACKET

The seed packet will provide important information about how to grow your plant!



TYPE (ANNUAL OR PERENNIAL)

A beautiful mixture of sweetly scented flowers, widely used for flower arrangements and garden decorations. **Heat tolerant.** Prefers deeply dug soil with plenty of compost added. Keep well-watered. Soak seed in warm water overnight before planting. Annual. *Lathyrus odoratus*

Days to Sprout	Seed Depth	Seed Spacing	Spread	Bloom Period
10-14	1.3 cm (1/2")	5 cm (2")	10 cm (4")	July-Frost / juillet-gel
Jours pour germer	Profondeur de semence	Distance des semences	Étendue	Temps de floraison



Annuals are plants that survive one growing season!



Perennials are plants that come back year after year!



ANNUALS VS PERENNIALS

Watch the video to learn more about the difference between the two!

*Can you think of any examples of annuals and perennials near you?



THE ARROWLEAF BALSAMROOT IS KELOWNA'S OFFICIAL FLOWER



Have you spotted Kelowna's official **perennial** flower? Keep an eye out for it next time you are outside!

Why do you think it's called Arrowleaf?

DAYS TO SPROUT (OR GERMINATION)



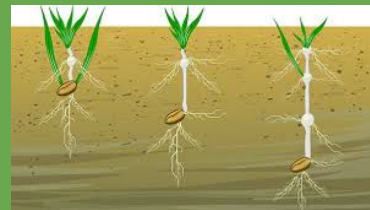
A beautiful mixture of sweetly scented flowers, widely used for flower arrangements and garden decorations. **Heat tolerant.** Prefers deeply dug soil with plenty of compost added. Keep well-watered. Soak seed in warm water overnight before planting. Annual *Lathyrus odoratus*

Days to Sprout	Seed Depth	Seed Spacing	Spread	Bloom Period
10-14	1.3 cm (1/2")	5 cm (2")	10 cm (4")	July-Frost / juillet-gel
Jours pour germer	Profondeur de semence	Distance des semences	Étendue	Temps de floraison



Remember germination? It is the process of a seed growing into a little plant. Days to sprout means the same thing! It tells you how many days it will take to start seeing growth. So, if planted correctly, you can expect to see seeds grow into seedlings in 10 to 14 days.

SEED DEPTH



A beautiful mixture of sweetly scented flowers, widely used for flower arrangements and garden decorations. **Heat tolerant.** Prefers deeply dug soil with plenty of compost added. Keep well-watered. Soak seed in warm water overnight before planting. Annual. *Lathyrus odoratus*

Days to Sprout	Seed Depth	Seed Spacing	Spread	Bloom Period
10-14	1.3 cm (1/2")	5 cm (2")	10 cm (4")	July-Frost / juillet-gel
Jours pour germer	Profondeur de semence	Distance des semences	Étendue	Temps de floraison



Seed depth is how deep you should plant the seed into the soil!


These seeds should be planted at 1.3 cm (or 1/2 inch) deep into the soil.

***IMPORTANT** - It's better to plant too shallow than too deep!

USING A RULER TO FIND SEED DEPTH



Use a ruler to find seed depth. The top measurement is cm and the bottom one is inches. The space between the two red lines is how deep the seed should be planted (1.3 cm or $\frac{1}{2}$ inch). Find how deep Sweet Peas should be planted on a ruler!



GARDEN HELPER POLLY

Polly trying to find the right depth! Do you think she found it?



SEED DEPTH & PLANTING IN A POT

Here is a way to plant seeds to the right depth.

Can you think of another way?




SEED SPACING




A beautiful mixture of sweetly scented flowers, widely used for flower arrangements and garden decorations. **Heat tolerant.** Prefers deeply dug soil with plenty of compost added. Keep well-watered. Soak seed in warm water overnight before planting. Annual. *Lathyrus odoratus*

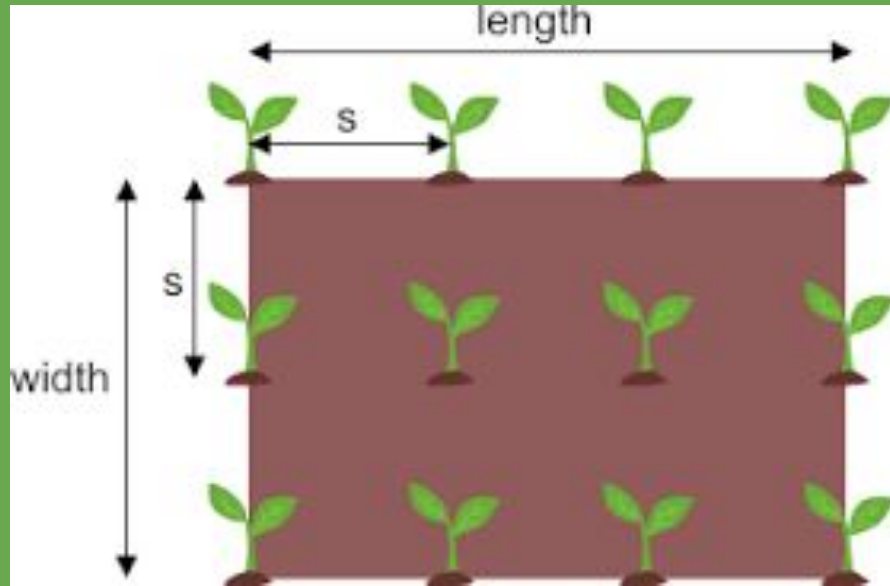
Days to Sprout	Seed Depth	Seed Spacing	Spread	Bloom Period
10-14	1.3 cm (1/2")	5 cm (2")	10 cm (4")	July-Frost / juillet-gel
Jours pour germer	Profondeur de semence	Distance des semences	Étendue	Temps de floraison



Seed spacing is how far apart to space your seeds.



PLANT SPACING



Plant spacing is how far apart plants need to grow into a healthy and productive plant!

Space Sweet Pea vines need a minimum of 15 cm or 6 inches from each other to have enough space. Grab your ruler and find the distance!

BUT WAIT, THE SEEDS ARE PLANTED CLOSER WHILE THE PLANTS NEED MORE SPACE! WHY IS THAT?




SEED SPACING



PLANT SPACING

THE REASON IS THAT WE THIN THE PLANTS!



Thinning means removing some of the plants that are too close together. It allows for enough space for plants to grow healthy!

When **thinning** plants, you should always choose the stronger looking plants!

WHAT'S THE BIG DEAL WITH HAVING PLANTS GROW TOO CLOSE?



Plants need sun, water, and nutrients to survive and grow strong. If plants grow too close together, they have to share these things to grow and there might not be enough to make a healthy plant!


Imagine having to now share each of your meals with other people. Would there be enough for you to grow strong?

SEED SPACING WHILE PLANTING OUTDOORS

Here's one way to plant seeds outdoors! Can you think of another way?



SPREAD



Spread is how wide the plant will grow. Sweet Peas will grow 10 cm or 4 inches wide.

A beautiful mixture of sweetly scented flowers, widely used for flower arrangements and garden decorations. **Heat tolerant.** Prefers deeply dug soil with plenty of compost added. Keep well-watered. Soak seed in warm water overnight before planting. Annual. *Lathyrus odoratus*


Days to Sprout	Seed Depth	Seed Spacing	Spread	Bloom Period
10-14	1.3 cm (1/2")	5 cm (2")	10 cm (4")	July-Frost / juillet-gel
Jours pour germer	Profondeur de semence	Distance des semences	Étendue	Temps de floraison



Still have that ruler handy? If so, find the size of the spread on the ruler!



BLOOM PERIOD



A beautiful mixture of sweetly scented flowers, widely used for flower arrangements and garden decorations. **Heat tolerant.** Prefers deeply dug soil with plenty of compost added. Keep well-watered. Soak seed in warm water overnight before planting. Annual. *Lathyrus odoratus*

Days to Sprout	Seed Depth	Seed Spacing	Spread	Bloom Period
10-14	1.3 cm (1/2")	5 cm (2")	10 cm (4")	July-Frost / juillet-gel
Jours pour germer	Profondeur de semence	Distance des semences	Étendue	Temps de floraison




The bloom period is the time of the year that the flowers are opened. Sweet peas will have flowers from July until frost (frost is when it is too cold for plants to live. In Kelowna, this is usually in October).

DO WE NEED TO KNOW ALL THIS TO PLANT?

Absolutely not! All you need to start planting is a willingness to experiment!

These are just some examples of the information found on a seed packet and how it can help you grow a successful plant. Even learning a little bit about your plant can help improve the chances your seed grows into a healthy plant!



POLLY TAKING A BREAK FROM GARDENING!

What do you think of Polly's way of taking a break? Would that work for you? If not, what is your favourite way of taking a break?



ACTIVITY #1 - PLANTING SEEDS FROM PAPER TOWEL METHOD

- Make a hole in the soil to the right depth once your seeds have germinated.
- Carefully place the seed into the hole with the root aiming downwards. Make sure not to touch the root since it is fragile. You can use a tweezer or your fingers.
- Lightly cover hole with soil and water.



ACTIVITY #2- MAKING SEED BALLS

A seed ball is seeds held together in old paper to be planted in soil.

You wet old paper and mix in seeds, then let them dry in balls (or other shapes).
Watch the video to learn more!



Or to give as gifts!




ACTIVITY #3 - DRAW A FLOWER NEAR YOU



Try drawing a flower near you. Drawing something can make us really pay attention to all the details that we might otherwise miss.

There are many videos on how to draw flowers online if you want practice before getting started! Here's one!



ACTIVITY #4 - BECOME AN EXPERT ON A PLANT!

Choose a plant and become an expert on how to plant it from seed!

You can use the information on a seed packet or research the internet to find out all that you can about how to plant it successfully!

