

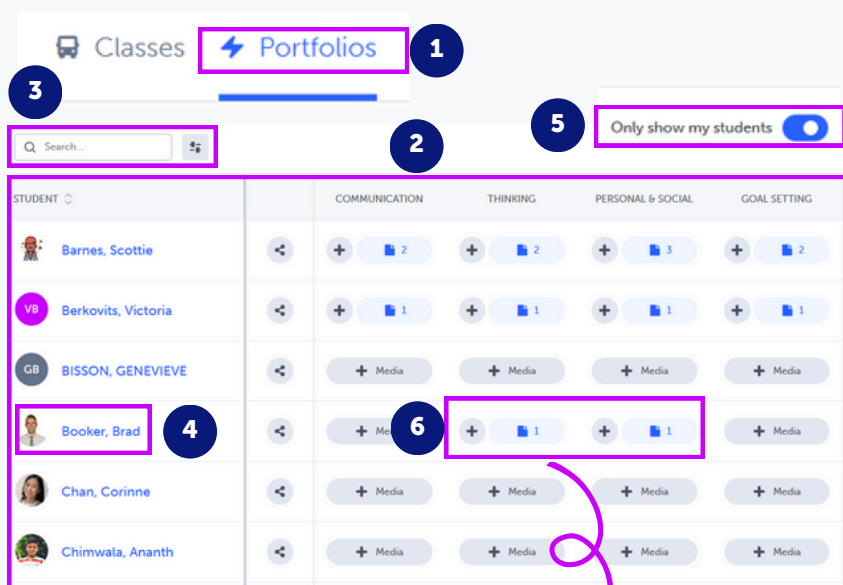
How can I support my students with portfolios?

Portfolios • Teacher Account

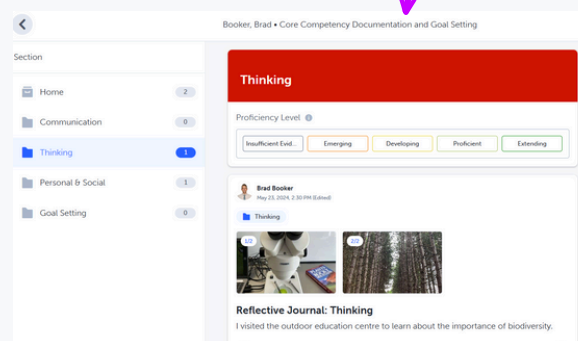


How can I view my students' portfolio progress?

1. From your Teacher Account, go to the **Portfolios** tab on your Dashboard and select a portfolio
2. Use the **Visual Table** to review student progress. Student names appear on the left, with columns for each portfolio section
3. **Search** or **filter** by class/grade to find students
4. Click a student's name to view their full portfolio (just how they see it)
5. If enabled, toggle "Only show my students" (top right) to see all school-wide portfolios
6. See the number of posts in each section and use the page icon to go to that section

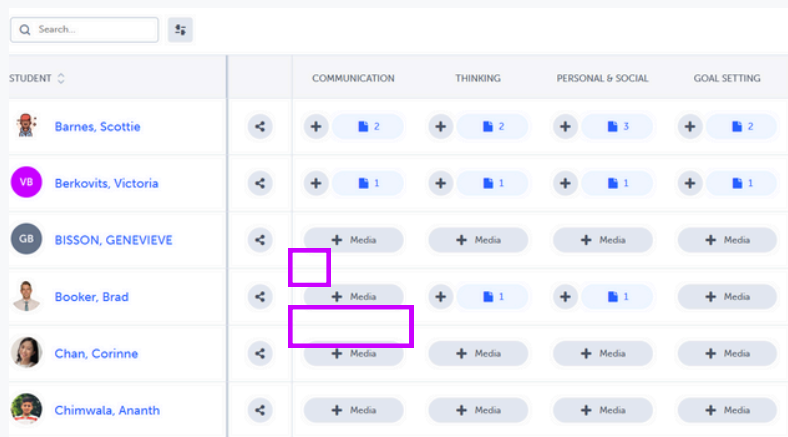


STUDENT	COMMUNICATION	THINKING	PERSONAL & SOCIAL	GOAL SETTING
Barnes, Scottie	2	2	3	2
Berkovits, Victoria	1	1	1	1
BISSON, GENEVIEVE	+ Media	+ Media	+ Media	+ Media
Booker, Brad	+ Media	1	1	+ Media
Chan, Corinne	+ Media	+ Media	+ Media	+ Media
Chimwala, Ananth	+ Media	+ Media	+ Media	+ Media



How can I add to my students' Portfolio?

1. Click the **+** or **+ Media** button to add a post for a student under a **Portfolio Section**
2. Fill out the **Post Details** with **Text** and/or **Media**
3. Within **Post Selections**, choose the **Portfolio**, **Section**, and **Student** for the post
4. Click the **Post** button on the top right.



STUDENT	COMMUNICATION	THINKING	PERSONAL & SOCIAL	GOAL SETTING
Barnes, Scottie	2	2	3	2
Berkovits, Victoria	1	1	1	1
BISSON, GENEVIEVE	+ Media	+ Media	+ Media	+ Media
Booker, Brad	+ Media	1	1	+ Media
Chan, Corinne	+ Media	+ Media	+ Media	+ Media
Chimwala, Ananth	+ Media	+ Media	+ Media	+ Media



[Check out a 1.5 min video walkthrough](#)