

How do I Set a Goal in my Personal Growth Plan Portfolio?

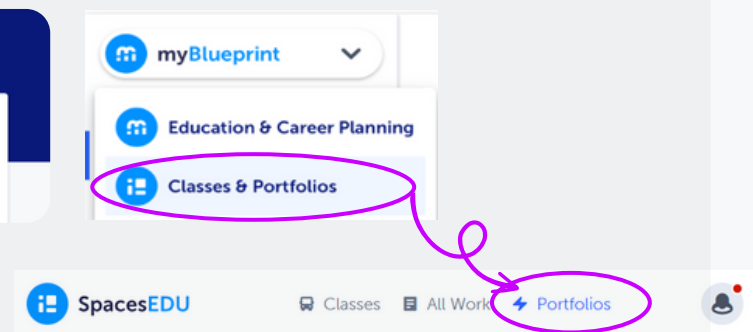
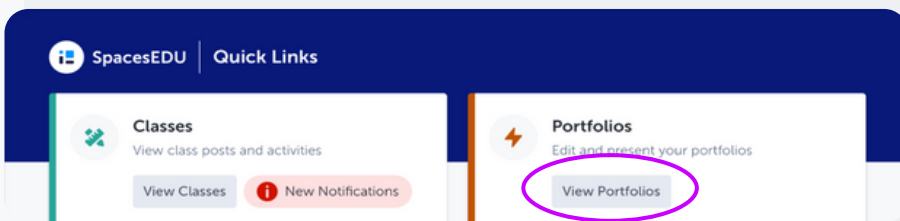


Your school has created a portfolio for documenting and reflecting upon your Core Competencies. Let's add a Goal to your Core Competencies portfolio!

1. Open your Portfolio

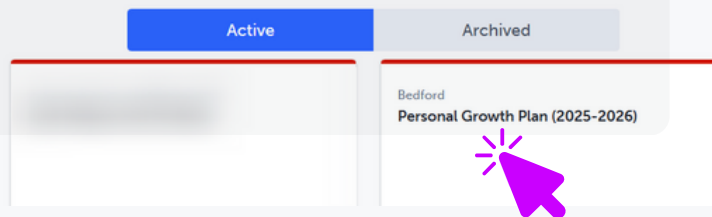


1. From your Dashboard, choose "View Portfolios" OR select **Classes & Portfolios** > **Portfolios** from the drop down in top right corner



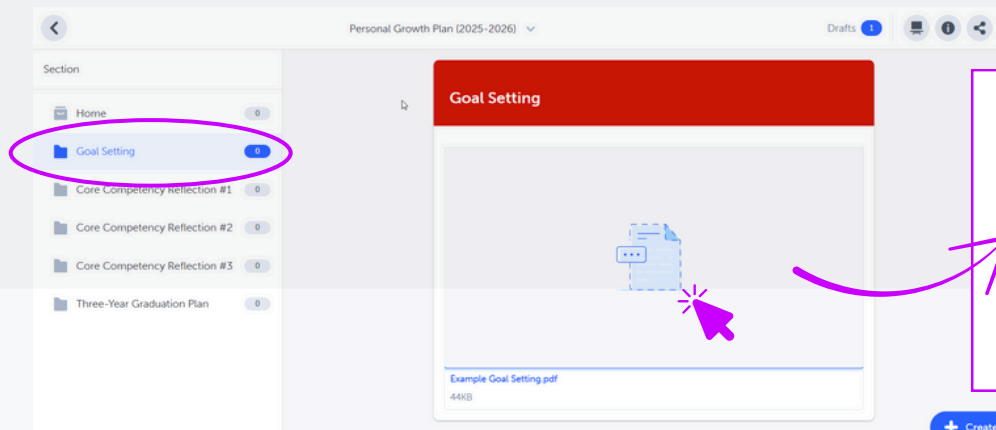
* If you are brought into your Class, after selecting "Classes & Portfolios", you can access your Dashboard by clicking on the Home symbol.

2. Choose the **Personal Growth Plan (2025-2026)**
3. Read the instructions in the description and click "Get Started"



2. Review Goal Setting Example Instructions

1. Select **Goal Setting** from the left-hand menu
2. Click on **Example Goal Setting** file and review for inspiration!



My main goal is to achieve an A in Biology 12 by the end of the school year so that I am better prepared for the Bachelor of Science program at UBC.

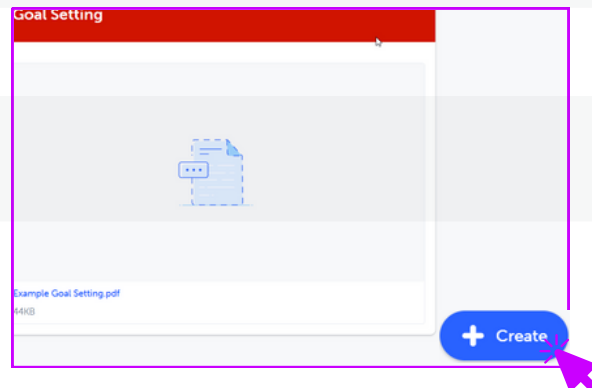
My timeline will be from January to June as my Biology class is scheduled for second semester.

To achieve this goal, I will:

- Review the Biology 12 curriculum and review key topics and ideas at the end of each unit.
- Meet with the Biology teacher to discuss expectations and resources and ask for help when I'm confused
- Create a Study Schedule to make sure that this goal stays a priority.
- Attend all Biology classes and actively participate in discussions and activities.
- Stay on top of homework and lab reports, ensuring they are completed accurately and submitted on time.


3. Set your Goal in a post!

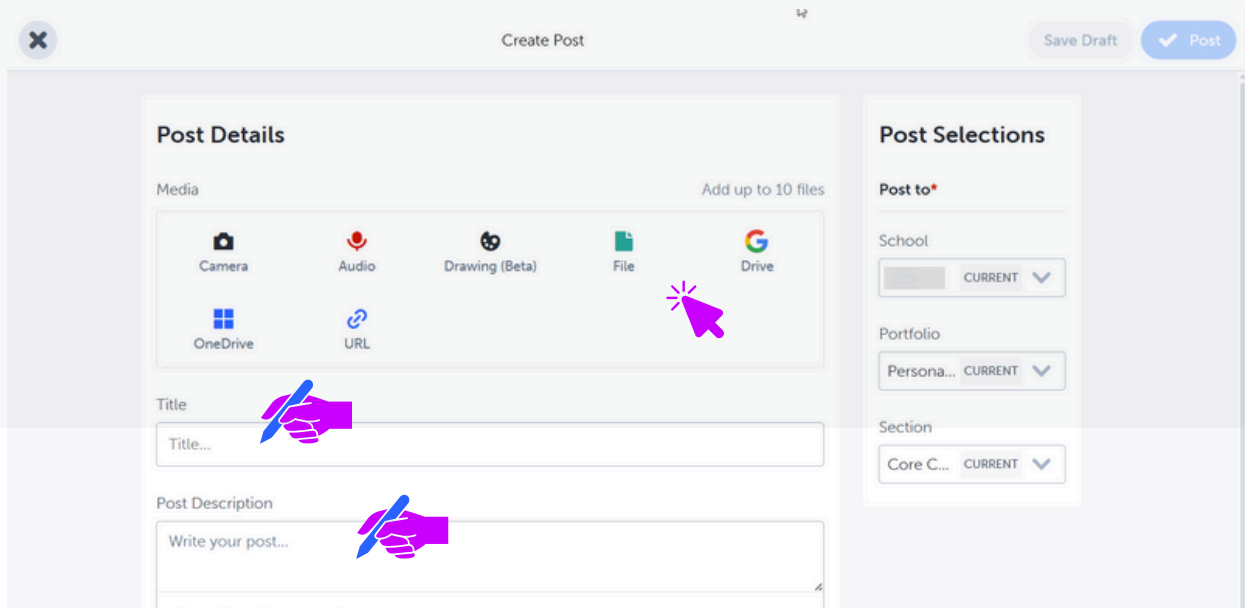
1. Click +Create in the bottom right corner



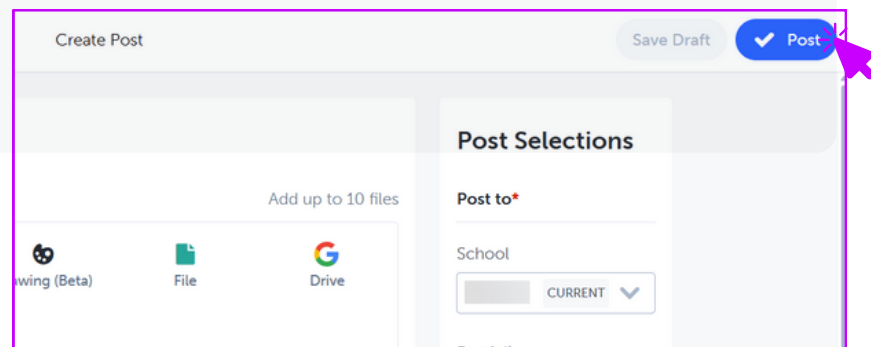
2. Add a **Title** and **Description** of your Goal

3. Option to **upload your goal as file under Media** if you created it in another place (eg. your Drive)

 *Bonus points for recording and Audio or Video Reflection!



3. Once you are all done, Click **✓Post** in the top right corner




ADDITIONAL RESOURCES

- [Video Instructions](#)
- [Student Quality Post Checklist](#)